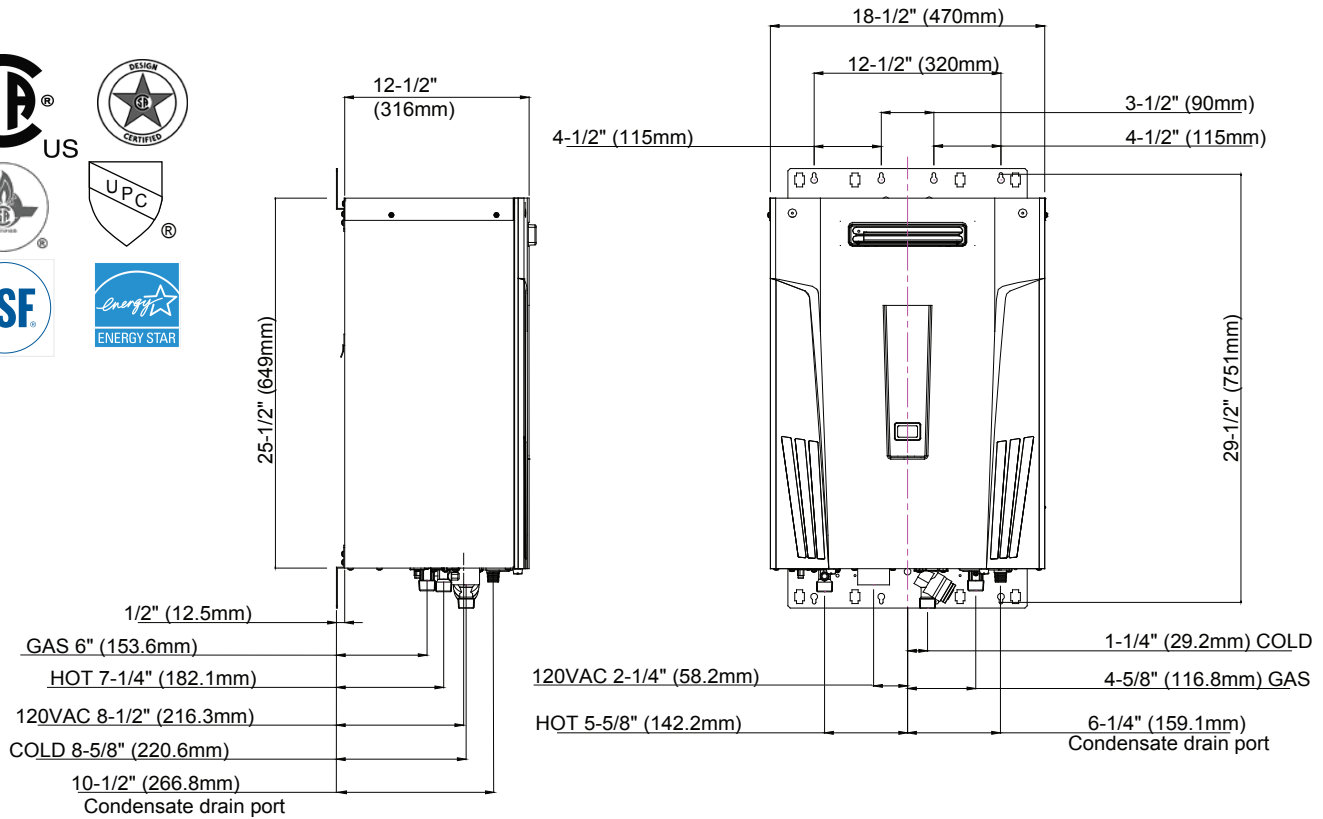


T-H2-OS



Dimension	H25.6" x W18.5" x D12.4" Weight: 70 lbs
Hot/Cold/Gas Connection	3/4" NPT
Clearances	Top: 36" Bottom: 12" Front: 24" Back: 0.5" Sides: 3"

Features

- High Efficiency, Condensing Model
- Low Emission, Low NOx
- Easy-Link Up to 4 Units
- Safety Features:
 - Air-Fuel Ratio (AFR) sensor
 - Exhaust & Water Temperature safety Control
 - Overheat Cutoff Fuse
- Internal Freeze-Protection System
- HRS 35 Copper on Primary Heat Exchanger and SS 316L on Secondary Heat Exchanger
- Built-in temperature, flow rate, and diagnostic display
- Temperature Remote Controller included (TM-RE30)

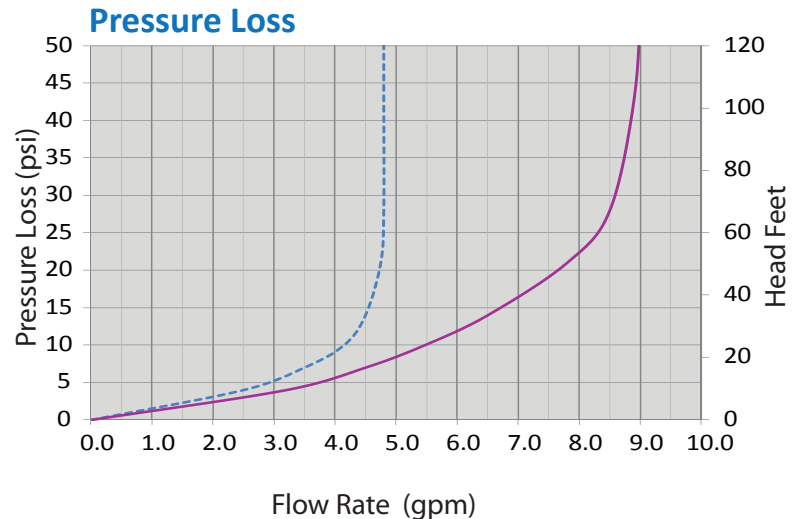
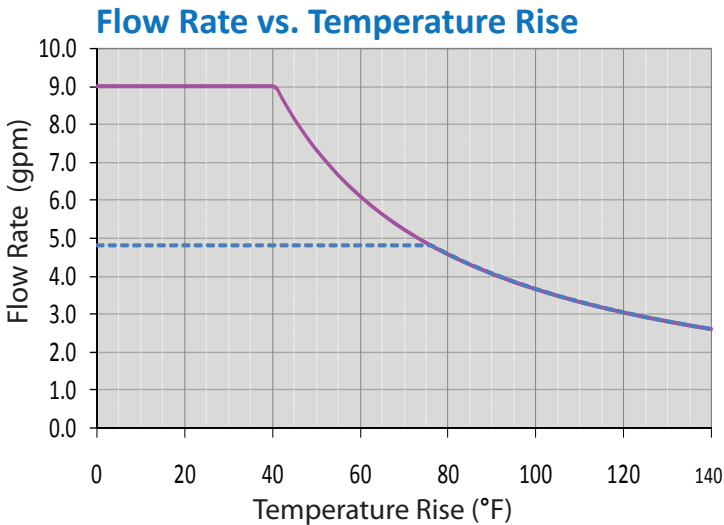
Venting & Combustion

- No Venting Required
- Power Exhaust
- Electric Ignition

Accessories

- TH-PC02 Pipe Cover
- TH-NT01 Neutralizer Kit
- TK-IV01 Isolation valve Kit
- TH-CVPVC33 3" PVC Concentric Termination

T-H2-OS



- Set Temperature : 125 °F & lower
- - - - Set Temperature: 130 °F & Higher

Installation Type	Outdoor Only	
Electric Consumption	120 VAC ; Standby: 0.07 A, Operation: 0.85 A, Freeze-Protection: 1.73 A	
Fuel	NG	LP
Gas Consumption Input	Min 13,000 BTU/h Max 180,000 BTU/h	Min 13,000 BTU/h Max 180,000 BTU/h
Energy Factor	0.91	0.91
Inlet Gas Pressure	Min 5.0" W.C. Max 10.5" W.C.	Min 8.0" W.C. Max 14.0" W.C.
Flow Rate	Max 9.0 GPM	
Water Pressure	15-150 psi	Pressure Only Relief Valve Required (Min 200,000 BTUs. 150 psi) 40 psi or above recommended for maximum Flow
Temp Settings	With PCB Push Buttons & LED Display	100°F, 105°F, 110°F, 115°F, 120°F (Default), 125°F, 135°F, 140°F, 145°F, 150°F, 155°F, 160°F, 165°F, 170°F, 175°F and 185°F (16 options)
	With TM-RE30 Temperature Remote Controller 100°F to 185°F with 5°F intervals (18 options), 120°F Default Factory Setting	