

Monorail Fusion Jack Fixture Adapter




GENERAL PRODUCT INFORMATION:

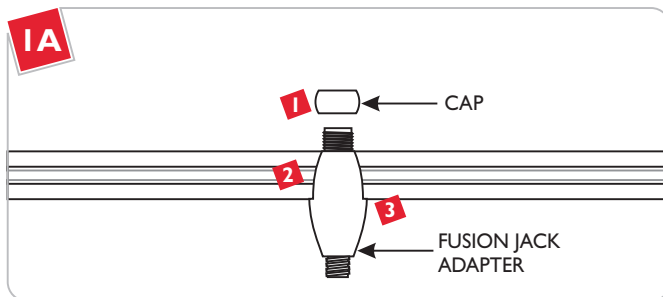


This product is ETL listed and suitable only for indoor dry locations and approved for use at any height above the finished floor.

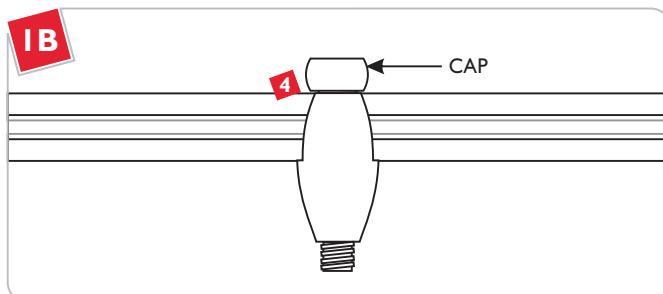
This product is intended to be used with LBL Monorail system.



Install the Fusion Jack Fixture Adapter onto the Monorail

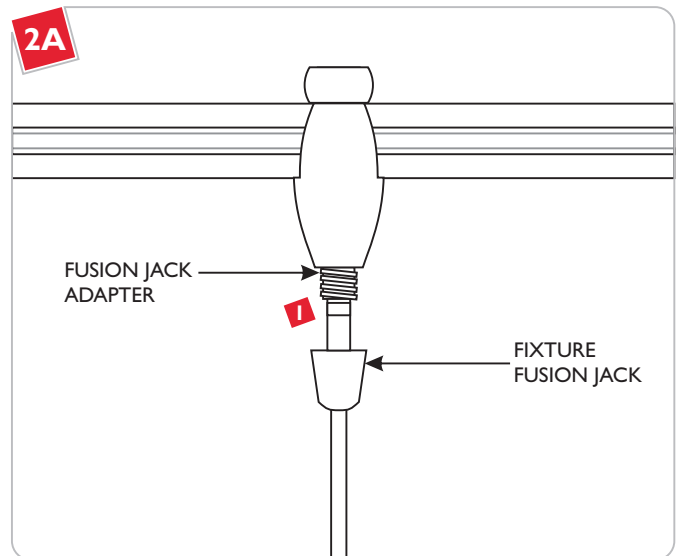


- 1 Unscrew the cap from the Fusion Jack adapter.
- 2 Select a place on the Monorail where the fixture is going to be mounted.
- 3 From the top or bottom, place the Fusion Jack adapter onto the Monorail.



- 4 Replace and tighten the cap to the Fusion Jack adapter.
Make sure that the cap is not cross threaded.

Connect the Fusion Jack Fixture to the Monorail Fusion Jack Adapter



- 1 Push and screw the fixture Fusion Jack completely into the Fusion Jack adapter.

SAVE THESE INSTRUCTIONS!



7400 Linder Ave, Skokie, IL 60077

800.323.3226 - 847.626.6300

www.lblighting.com

© 2008 LBL Lighting. All rights reserved. The "LBL Lighting" graphic is a registered trademark of LBL Lighting. LBL Lighting reserves the right to change specifications for product improvements without notification.

A Generation Brands Company