

Eclipse

JW612_360

1.2



Wall Sconces


GENERAL PRODUCT INFORMATION:



This product can mount to either a 4" square electrical box with round plaster ring or an octagon electrical box.

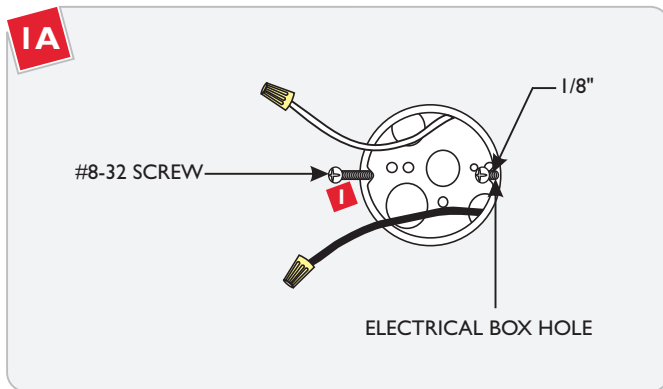
This product is suitable for indoor dry locations only.

This product can be dimmed with a standard incandescent dimmer.

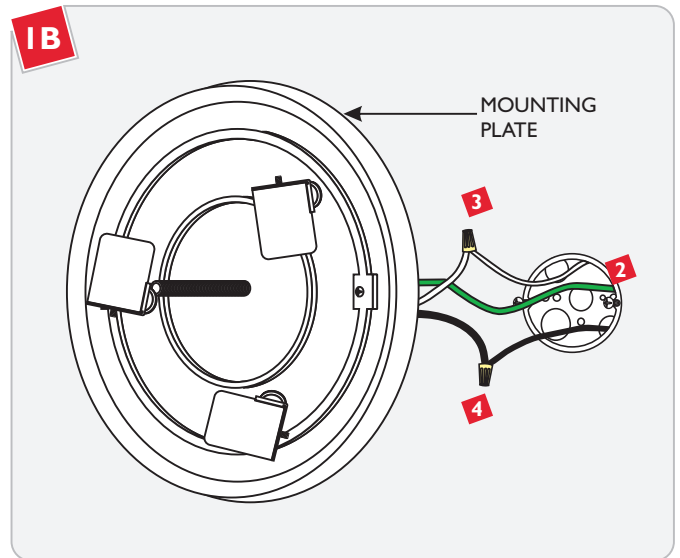


CAUTION - RISK OF FIRE
 This product requires installation by a qualified electrician. Before installing be sure to read all instructions and **TURN THE POWER TO THE ELECTRICAL BOX OFF.**

Install the Fixture

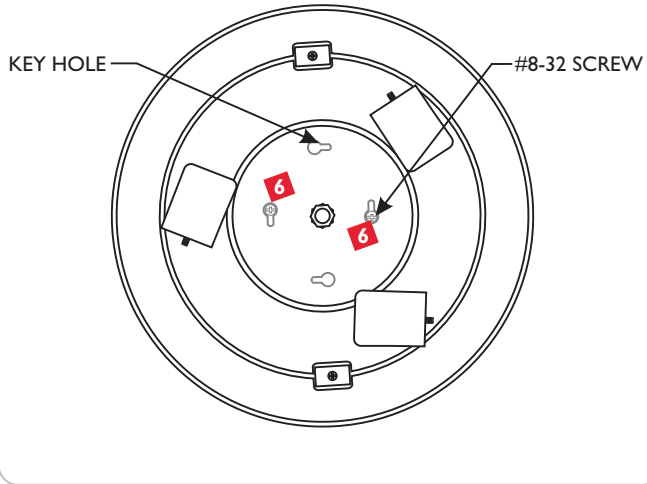


1 Thread (**Not Completely**) the two provided #8-32 screws into the electrical box holes, leaving 1/8" of them exposed.



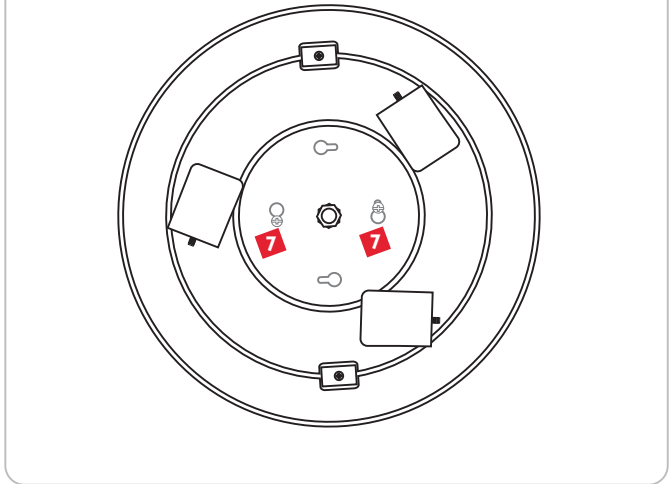
- 2** In accordance with local electrical codes, make sure that the fixture is grounded.
- 3** Connect the fixture white wire to the neutral power line wire with a wire nut.
- 4** Connect the fixture black wire to the hot power line wire with a wire nut.

IC



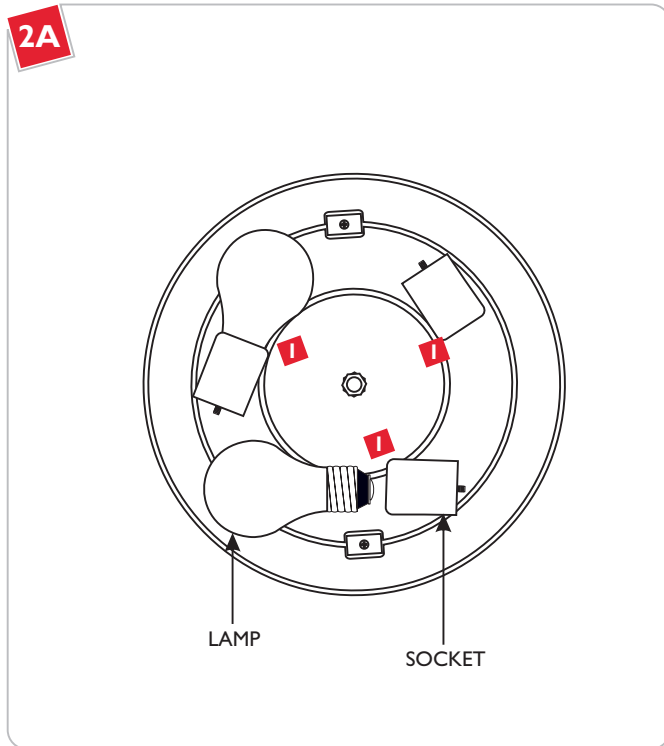
- 5 Place all wires and wire nut connections properly inside the electrical box.
- 6 Place the large portion of the key holes onto the exposed #8-32 screws.

ID



- 7 Rotate the mounting plate so that the #8-32 screw heads are locked into the small portion of the key holes.

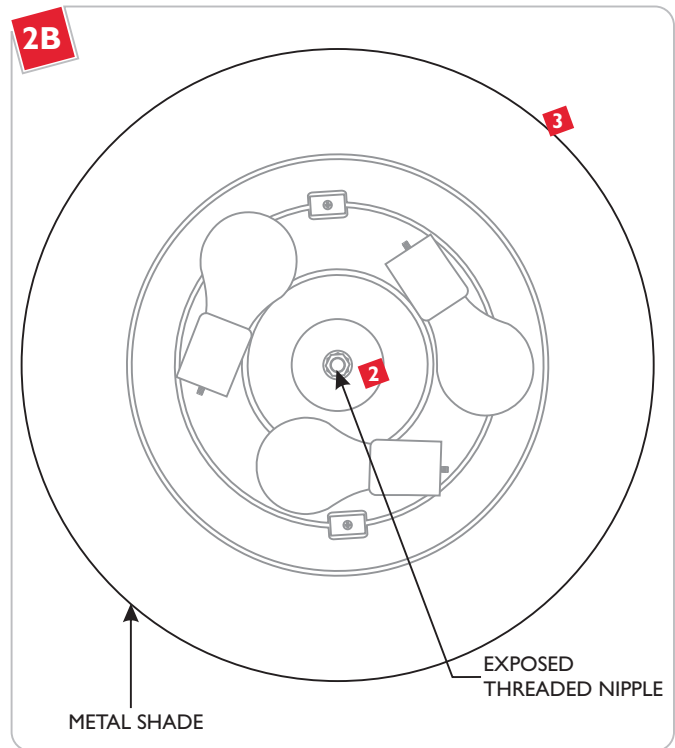
Install the Lamps & Shade



Use **MAX 60** Watt Type A19
Medium Base Lamp With Each Socket



- 1 Screw the lamps into the sockets.



- 2 Align the metal shade center hole with the exposed threaded nipple.
- 3 While holding the mounting plate in place, rotate to tighten the metal shade to the mounting plate.

NOTE: To replace the lamp:

- Hold the mounting plate and rotate the metal shade counter clockwise to remove it.
- Remove the old lamp.
- Follow steps 1 through 3 on this page.

SAVE THESE INSTRUCTIONS!



7400 Linder Ave, Skokie, IL 60077

800.323.3226 - 847.626.6300

www.lblighting.com

© 2008 LBL Lighting. All rights reserved. The "LBL Lighting" graphic is a registered trademark of LBL Lighting. LBL Lighting reserves the right to change specifications for product improvements without notification.

A Generation Brands Company