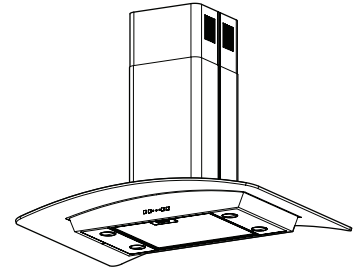


### EI5936SS RANGE HOOD



Gently curving glass canopy creates a dramatic, contemporary appearance and an open, airy feel.

#### FEATURES

- Ceiling mount
- Finish: 430 Stainless Steel #4 Brushed
- Widths: 35-3/8"
- Telescopic flue accommodates 8' to 9' ceilings
- 6" round duct connector/backdraft damper
- 3-level halogen lighting (4 x 35 watt, 120V, Type MR16, GU10) (bulbs included)
- 4 push-button controls with LED speed indicator
- Compatible with optional RF remote control accessory (BCR1)
- Heat Sentry™ - automatically turns blower on to high speed when excess cooking heat is detected
- Delay timer control automatically shuts off range hood after 10 minutes
- Filter clean reminder
- 3-speed single centrifugal blower
- Dishwasher-safe filter features a quick-release latch
- For indoor use only

#### OPTIONS

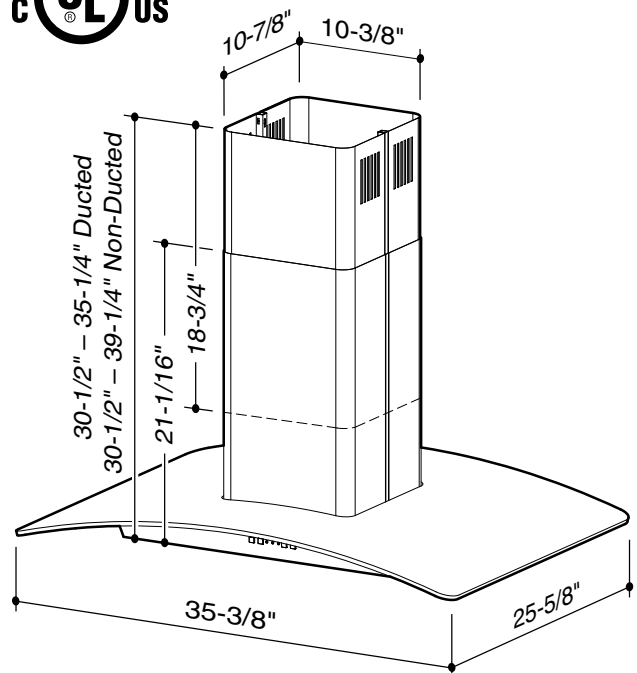
- Replacement grease filters available
- Flue extension for 9-ft. to 10-ft. ceiling (Model FXNE59SS) (ducted or non-ducted)
- Convertible to non-ducted operation - requires non-duct kit Model RKE59 (sold separately)
- Replacement non-ducted recirculating filters available (Model FILTERE56)
- Make-up air damper - MD6T (6" duct), MD8T (8" duct)
- Hand-held remote control - BCR1

#### SPECIFICATIONS

VOLTS	AMPS	CFM	SONES	DUCT
120	3.55	500 (high) 200 (low)	10.5 (high) 2.5 (low)	6" round



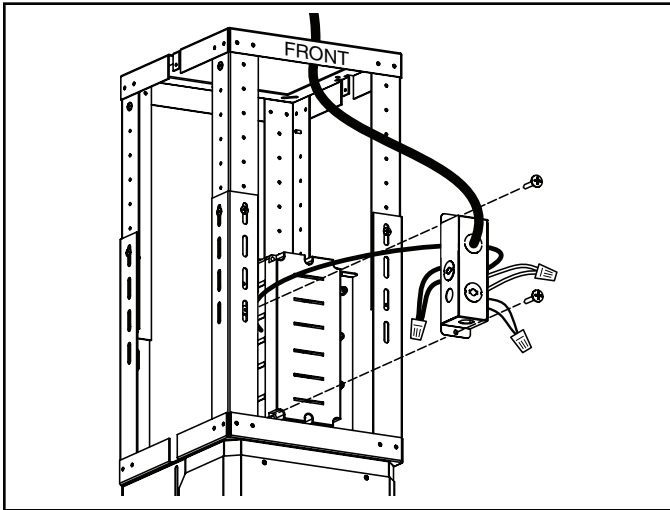
HVI-2100 CERTIFIED RATINGS comply with new testing technologies and procedures prescribed by the Home Ventilating Institute, for off-the-shelf products, as they are available to consumers. Product performance is rated at 0.1 in. static pressure, based on tests conducted in a state-of-the-art test laboratory. Sones are a measure of humanly-perceived loudness, based on laboratory measurements.



Broan-NuTone LLC Hartford, Wisconsin www.broan.com 800-558-1711  
Broan-NuTone Canada Mississauga, Ontario www.broan.ca 877-896-1119

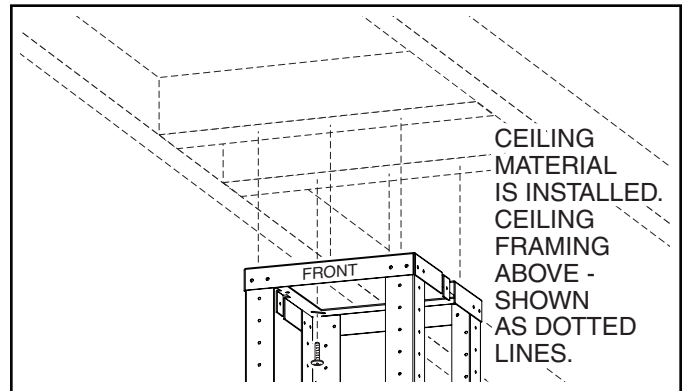
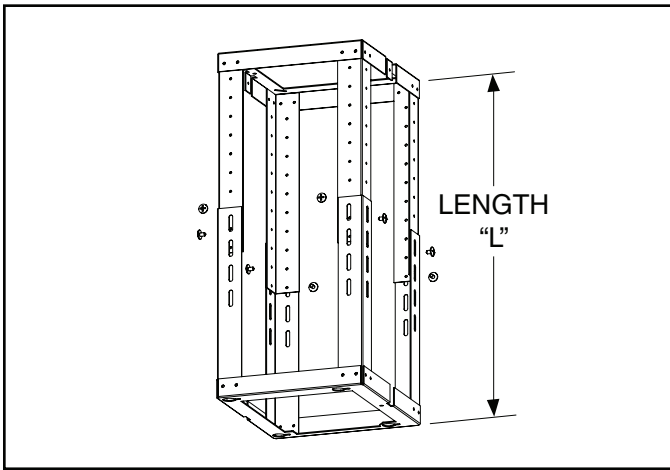
REFERENCE	QTY.	REMARKS	Project
			Location
			Architect
			Engineer
			Contractor
			Submitted by
			Date

# EI59 SERIES WIRING



1. Remove wiring cover and connect house wiring to hood wiring – black to black, white to white, green to green. Re-attach wiring cover.

# EI59 SERIES MOUNTING



1. Determine length "L" of frame assembly based upon desired installation height. (See chart below.) To adjust frame assembly height, remove (8) screws, slide upper frame assembly to required height, replace screws and tighten securely.

2. After ceiling surface is finished, align frame assembly to ceiling framing, and attach to ceiling framing with (6) 4mm x 38mm screws. Tighten securely, making sure that the upper frame bracket is tight against the ceiling.

Desired Hood Distance (Above 36" High Cooktop)

	24"	25"	26"	27"	28"	29"	30"	31"	32"	33"	34"	35"	36"
Ceiling Height	Frame Length "L"												
8 Feet	* 20-5/8"	19-5/8"	18-5/8"	17-5/8"	16-5/8"	15-5/8"							
9 Feet										* 23-5/8"	* 22-5/8"	* 21-5/8"	* 20-5/8"
9 Feet with FXNE59SS	32-5/8"	31-5/8"	30-5/8"	29-5/8"	28-5/8"	27-5/8"	26-5/8"						
10 Feet with FXNE59SS	44-5/8"	43-5/8"	42-5/8"	41-5/8"	40-5/8"	39-5/8"	38-5/8"	37-5/8"	36-5/8"	35-5/8"	34-5/8"	33-5/8"	32-5/8"

\* Non-duct recirculation louvers will be exposed in ducted configuration

NOTE: Minimum hood distance above cooktop must not be less than 24".

A maximum of 36" above the cooktop is highly recommended for best capture of cooking impurities.

Distances over 36" are at the installer and user's discretion; and if ceiling height and flue length permit.

9-ft. to 10-ft. ceilings may require 10-ft. Flue Extension Model FXNE59SS, depending on installation heights (purchase separately).



Broan-NuTone LLC Hartford, Wisconsin www.broan.com 800-558-1711  
Broan-NuTone Canada Mississauga, Ontario www.broan.ca 877-896-1119