


Soirée® 5 Hole Deck Bath Trim

FEATURES

- Solid brass construction
- Metal pop-up waste assembly
- For use with the TB6F 5 hole deck bath valve

COLORS/FINISHES

- #CP Polished Chrome



CODES/STANDARDS

- Meets or exceeds ASME A112.18.1/CSA B125.1
- Certifications: IAPMO(cUPC), State of Massachusetts, City of Los Angeles, and others
- Code Compliance: UPC, IPC, NSPC, NPC Canada, and others



PRODUCT SPECIFICATION

Two-handle deck-mounted tub filler with thermostatic control shall feature solid brass construction and handshower. Fitting requires valve, sold separately. Fitting shall be TOTO Model TB960S ____.

TB960S

Soirée® 5 Hole Deck Bath Trim

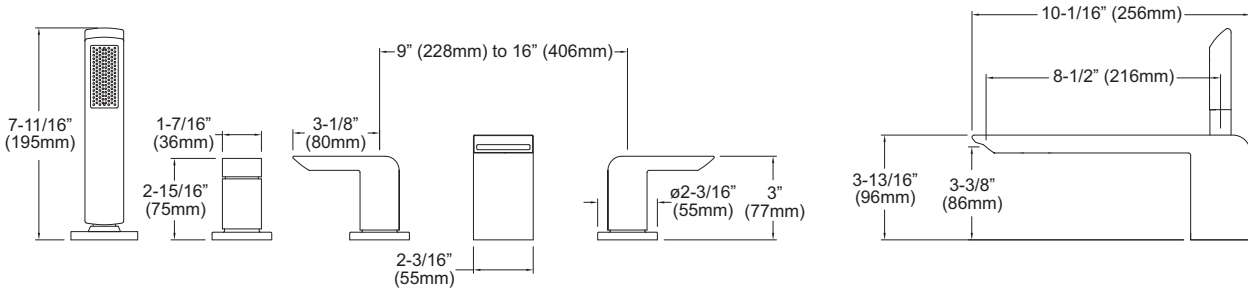
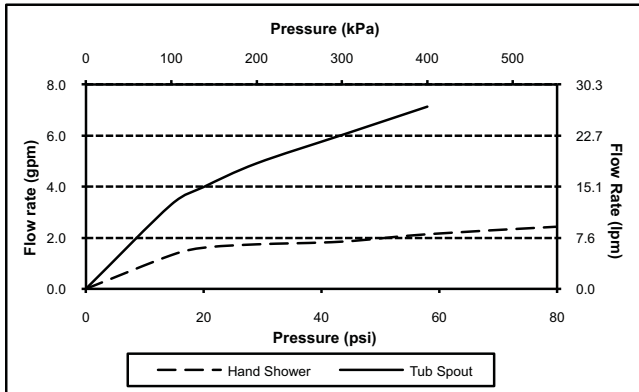
SPECIFICATIONS

- Warranty: Lifetime Limited Warranty (Residential Use)
One Year (Commercial Use)
- Material: Brass
- Shipping Weight: 13.2 lbs.
- Shipping Dimensions: 20-3/4" L x 9-3/4" W x 3-3/4" H

INSTALLATION NOTES

VALVE REQUIRED:

Soirée® 5 hole deck bath valve, model TB6F sold separately.



IMPORTANT NOTE: This valve/trim can only be installed in a built-up deck. It cannot be installed on pre-finished deck or on tub rim.

TOTO®

These dimensions and specifications are subject to change without notice