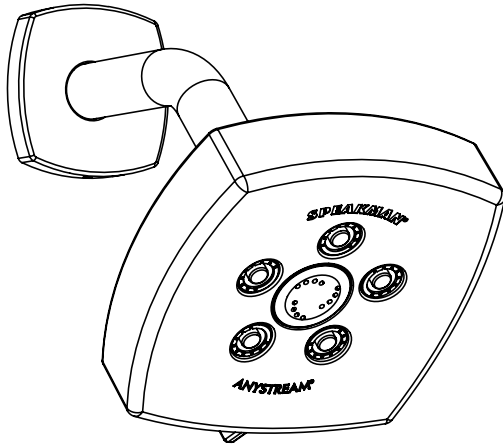


SPEAKMAN TIBER™

Shower Combination SM-11430-P & SM-11410-P

SPECIFICATION



FEATURES:

- Modern square styling
- S-3023 showerhead
- S-2561 shower arm & flange
- SM-11400-P diverter pressure balance shower valve & trim
- SM-11430-P includes S-1565 tub spout with slip-fit connection
- SM-11410-P without S-1565 tub spout

COMPLIANCE:

- Certified to ASME A112.18.1 / CSA B125.1 and ASSE 1016 standards



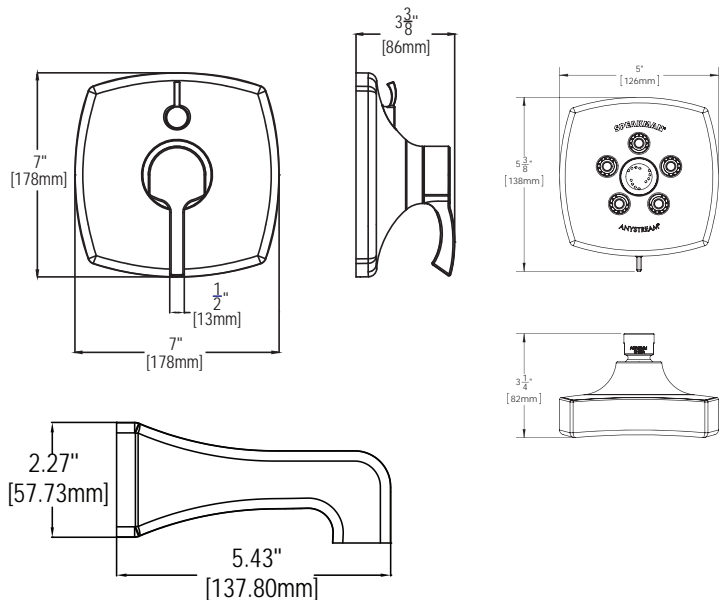
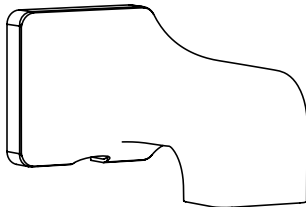
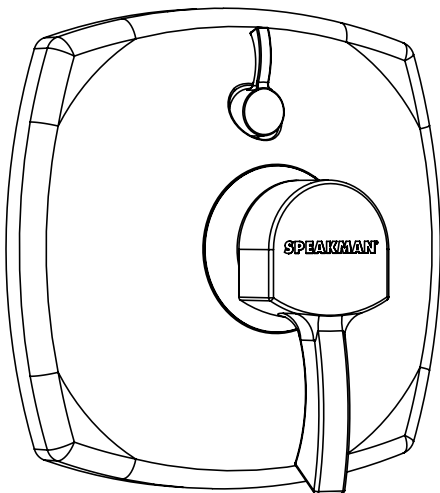
AVAILABLE FINISHES:

ADD SUFFIX TO MODEL #

- Polished Chrome (standard)
- Brushed Nickel -BN

WARRANTY:

- 1 year limited



THIS SPACE FOR ARCHITECT/ENGINEER APPROVAL.

SPEAKMAN®

400 ANCHOR MILL ROAD | NEW CASTLE, DE 19720
 P: 800-537-2107 | F: 800-977-2747
 WWW.SPEAKMANCOMPANY.COM

Management Systems
 Registered to ISO 9001

REVISION DATE: MAY 2013